

HOW ARE STUDENTS IN THE FOSTER SYSTEM FARING IN **NEW YORK'S BIG 4 SCHOOL DISTRICTS AND SURROUNDING COUNTIES?**

# Yonkers Public Schools and Westchester County

## Key Findings (2017–18 through 2024–25 school years):

In a typical 180-day school year, **students in the foster system in Rest of Westchester County missed twenty-seven days (over five weeks of school)**—more than two and a half times the rate for students who weren't in the foster system in Rest of Westchester County.

**Black or African American and Hispanic or Latino students in the foster system in Rest of Westchester County received in-school suspensions at the highest rate in the region** with rates four times higher than Hispanic or Latino students who weren't in the foster system and twice as high for Black or African American students who weren't in the foster system.

**Black or African American students in the foster system in Yonkers Public Schools had the highest out-of-school suspension rates in the region** with rates nearly two and half times higher than their Black or African American peers who weren't in the foster system in Yonkers Public Schools.

Average Enrollment (Number of Students)			
SFS = Students in the Foster System SNFS = Students not in the Foster System			
Yonkers Public Schools <sup>1</sup>		Rest of Westchester County	
SFS	SNFS	SFS	SNFS
80	24,478	182	118,465

Average Enrollment By Race (Number of Students)					
Yonkers Public Schools			Rest of Westchester County		
	SFS	SNFS		SFS	SNFS
<b>Black or African American<sup>2</sup></b>	30	4,110	<b>Black or African American</b>	98	12,579
<b>Hispanic or Latino<sup>3</sup></b>	43	14,78	<b>Hispanic or Latino</b>	58	36,889
<b>White<sup>4</sup></b>	None reported	3,612	<b>White</b>	21	55,921

## Lowest Average Attendance Rates (Regionally)

### Lowest average attendance, by foster status:

Rest of Westchester County students in the foster system



82%

On average, in a typical 180-day school year, students in the foster system in Rest of Westchester County missed the most school in the region at about 15 percent of school, or twenty-seven days (more than five weeks). Of note, that attendance rate was only *marginally lower* than students in the foster system in Yonkers Public Schools who had an attendance rate of 86 percent.

### Lowest average attendance, by foster status and race:

Hispanic or Latino *and* White students in the foster system in Rest of Westchester County *and* Hispanic or Latino students in the foster system in Yonkers Public Schools



85%

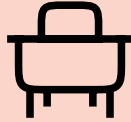
On average, in a typical 180-day school year, Hispanic or Latino and White students in the foster system in Rest of Westchester County and Hispanic or Latino students in the foster system in Yonkers Public Schools *all* missed the same amount of school at about 15 percent of school, or twenty-seven days (more than five weeks), the most among any student subgroup by race and foster status.

Of note, those attendance rates were only *marginally lower* than Black or African American students in the foster system in Rest of Westchester County and Yonkers Public Schools who had an attendance rate of 86 percent.

## Highest Average In-School Suspension Rates (Regionally)<sup>5</sup>

Highest average in-school suspension rate,  
by foster status:

Rest of Westchester County students  
in the foster system



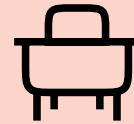
4%

(1 in 25 students)

On average, in a typical school year, students in the foster system in Rest of Westchester County received in-school suspensions at a rate *four times higher* than their peers who weren't in the foster system in Rest of Westchester County (about 1 percent or 1 in 100 students).

Highest average in-school suspension rate,  
by foster status and race:

Rest of Westchester County Black or African  
American *and* Hispanic or Latino students in  
the foster system



4%

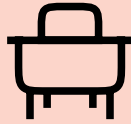
(1 in 25 students)

On average, in a typical school year, both Black or African American and Hispanic or Latino students in the foster system in Rest of Westchester County received in-school suspensions at a rate *twice as high* for *Black or African American* students who weren't in the foster system and *four times as high* for *Hispanic or Latino* students who weren't in the foster system in Rest of Westchester County (about 2 percent or 1 in 50 students and about 1 percent or 1 in 100 students, respectively).

## Highest Average Out-of-School Suspension Rates (Regionally)

Highest average out-of-school suspension rate, by foster status:

Yonkers Public Schools students in the foster system

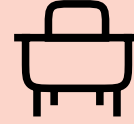


11%  
(1 in 9 students)

On average, in a typical year, students in the foster system in Yonkers Public Schools received out-of-school suspensions at a rate *more than three and a half times higher* than their peers who weren't in the foster system in Yonkers Public Schools (about 3 percent, or 1 in 33 students).

Highest average out-of-school suspension rate, by foster status and race:

Yonkers Public Schools Black or African American students in the foster system



14%  
(1 in 7 students)

On average, in a typical year, Black or African American students in the foster system in Yonkers Public Schools received out-of-school suspensions at a rate *nearly two and a half times higher* than their Black or African American peers who weren't in the foster system in Yonkers Public Schools (6 percent or 1 in 17 students).

## Policy Recommendations:

- **Child Welfare.** New York State Office of Children and Families (OCFS) and the Westchester County Department of Social Services (DSS) should conduct an in-depth analysis of the attendance and discipline outcomes of students in the foster system served by schools in the region and provide targeted support to students and school staff, where necessary, to improve outcomes. Particular attention should be paid to the experiences of Black or African American and Hispanic or Latino students due to their greater risk for lower attendance rates and suspensions.
- **Education.** New York State Education Department (SED), Westchester County School Districts, Westchester County Schools, Yonkers Public Schools, and Westchester County Charter Schools should partner with Westchester County DSS to identify students in the foster system; develop and provide trauma-informed practices trainings and restorative discipline practices training for school staff that addresses the unique needs of foster youth; and provide holistic social-emotional and behavioral supports for students.

## Notes

- 1 Data was unavailable for Yonkers Public Schools from the 2017–18 through 2021–22 school years.
- 2 Disaggregated enrollment, attendance, and suspensions data by race in Yonkers Public Schools was unavailable for Black or African American students in the foster system in the 2017–18 through 2021–22 school years.
- 3 Disaggregated enrollment, attendance, and suspensions data by race in Yonkers Public Schools was unavailable for Hispanic or Latino students in the foster system in the 2017–18 through 2020–21 school years.
- 4 Disaggregated enrollment, attendance, and suspensions data by race in Yonkers Public Schools was unavailable for White students in the foster system in the 2017–18 through 2024–25 school years.
- 5 No in-school suspensions were reported in Yonkers Public Schools for any school years.

This data sheet is informed by data received from the New York State Department of Education (NYSED) regarding foster and non-foster students. The data is a cumulative assessment of data inclusive of the 2017–18 through 2024–25 school years.

For more information about the data and methodology, see the Appendix section of "[Lost Time: Foster Students' Educational Experience in New York's Big 4 School Districts and Surrounding Counties.](#)"